ATTACHMENT G

ELEVATION KEYNOTES

1. 3-COAT CEMENT PLASTER
2. CEMENTITIOUS HORIZONTAL LAP SIDING
3. METAL PANEL VERTICAL SIDING
4. VINYL FRAME WINDOWS
5. ALUMINUM STOREFRONT WINDOW SYSTEM
6. DECORATIVE TUBE STEEL RAILING
7. CEMENT PLASTER OVER DECORATIVE FOAM TRIM
8. CEMENTITOUS TRIM
9. NOT USED
10. COLLECTOR BOX AND DOWNSPOUT, PAINTED TO MATCH ADJACENT PLASTER

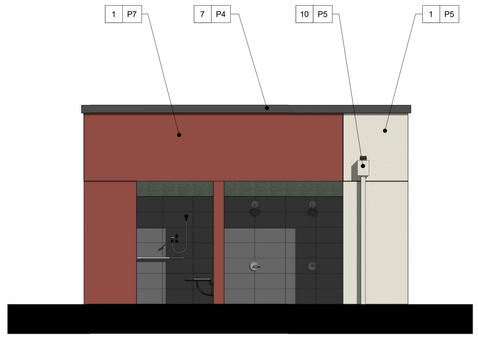

PAVILLION RIGHT 5
1/4" = 1'-0"

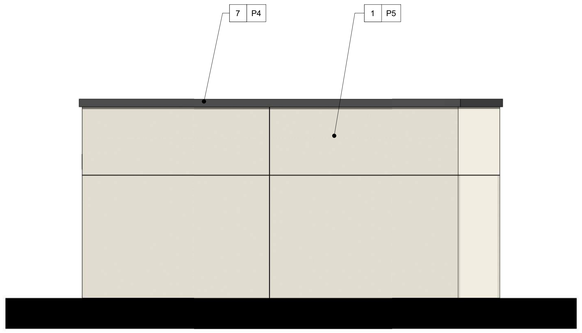

PAVILLION REAR 3
1/4" = 1'-0"

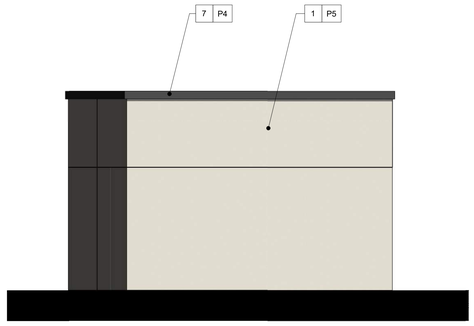

PAVILLION LEFT 4
1/4" = 1'-0"

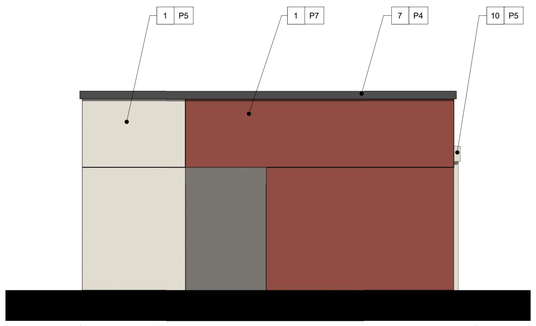

PAVILLION FRONT 2
1/4" = 1'-0"

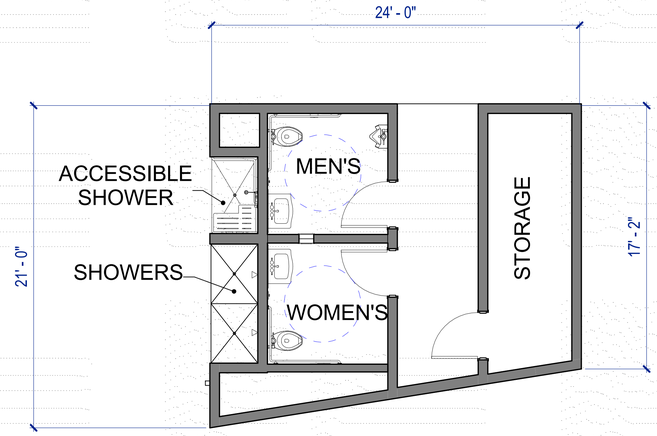

POOL PAVILION PLAN 1
1/4" = 1'-0"

SCALE: 1/4"=1'-0"

PRIMARY COLORS

P1 SW7006 - EXTRA WHITE
P2 SW7047 - PORPOISE
P3 SW6236 - GRAY'S HARBOR
Plaster Color + Finish — LAHABRA - X-40 DOVE GREY

SECONDARY COLORS

P4 SW6990 - CAVIAR
P5 SW7016 - MINDFUL GRAY
P6 SW9162 - AFRICAN GRAY
Metal Railings — BLACK
Vinyl Window - White

ACCENT COLORS

P7 SW7593 RUSTIC RED
P8 SW6362 TIGEREYE
P9 SW6383 GOLDEN RULE
P10 SW6473 SURF GREEN
P11 SW9060 CONNOR'S AREFRONT
Horizontal Siding Pattern (Painted Colors per Elevations) — HARDIE PLANK STYLE: COBBLESTONE
Metal Panel Siding Corrugated — AEP SPAN COLOR: ZINCALUME PLUS PROFILE: 1.2PX10-2

COLOR / MATERIAL BOARD

SPRINGFIELD APARTMENTS
BLOCK 4

CHICO, CA

POOL PAVILION - FLOOR PLAN AND ELEVATIONS

DATE: 2/20/19
PROJECT NO: 1278-0001
SCALE:
SHEET: A19

GONZALES DEVELOPMENT COMPANY

LPAS
2484 Natomas Park Drive Suite 100 Sacramento CA 95833
916 443 0335 lpasdesign.com
Architecture + Design