



PUBLIC WORKS DEPARTMENT
ENGINEERING DIVISION

411 Main Street, 2nd Floor Phone: (530) 879-6900
P.O. Box 3420 Fax: (530) 895-4899
Chico, CA 95927-3420 <http://www.ci.chico.ca.us>

March 30, 2023

Psomas
1075 Creekside Drive, Suite 200
Roseville, CA 95678-3504

RE: CITY OF CHICO – AMENDMENT NO. 5 TO SERVICE PROVIDER AGREEMENT FOR
ON-CALL CONSTRUCTION MANAGEMENT & INSPECTION SERVICES– (ACCOUNT
NO. VARIOUS)

Regarding the above, enclosed is one fully executed copy of the above-named Amendment #5
which updates Exhibit C and the terms of the Master Agreement.

Thank you for your cooperation and assistance. If you have any questions or need additional
information, please contact Senior Civil Engineer, Felicia McDowell at (530) 879-6920.

Sincerely,

Valerie Mills
Contracts Specialist

Enclosures

cc: SCE McDowell
FR: Project Purchasing File

AMENDMENT NO. 5

CITY OF CHICO - SERVICE PROVIDER AGREEMENT

AGREEMENT DATED MARCH 20, 2020

BETWEEN CITY OF CHICO

AND

PSOMAS
Provider


ON-CALL CONSTRUCTION MANAGEMENT & INSPECTION SERVICES
Project Title

VARIOUS
Budget Account Number

THIS SERVICE PROVIDER AGREEMENT AMENDMENT (Amendment) is entered into on MARCH 30, 2023, between the City of Chico, a municipal corporation under the laws of the State of California (City), and Psomas, (Provider). On March 20, 2020, City and Provider entered into "City of Chico - Service Provider Agreement" (Agreement). The provisions of the Agreement are hereby amended as follows:


1. Exhibit C page C1-R5 and pages C2-R5 through C23-R5 is hereby superseded and replaced by revised pages C24-R5 through C29-R5 attached hereto.
2. The term of the Service Provider Agreement from March 20, 2020 to March 19, 2023, shall be extended for a period of one-year, terminating on March 19, 2024. Thereafter, the term of this agreement may be extended, at the option of the City, for a successive one-year period.
3. All other provisions of the Agreement shall remain in full force and effect.

CITY:



Mark Sorensen, City Manager*

PROVIDER:




By: Frank Martin, Vice President

Title

*Authorized pursuant to Section 3.08.060
of the Chico Municipal Code

APPROVED AS TO FORM:



Vincent C. Ewing, City Attorney*

*Pursuant to The Charter of the
City of Chico, Section 906(D)

REVIEWED AS TO CONTENT:



Barbara Martin, Administrative Services Director*

*Reviewed by Finance and Information Systems

APPROVED AS TO CONTENT:



Leigh Ann Sutton, Public Works Director,
Engineering

AMENDMENT NO. 5

CITY OF CHICO - SERVICE PROVIDER AGREEMENT

PSOMAS
Provider

ON-CALL CONSTRUCTION MANAGEMENT & INSPECTION SERVICES
Project Title

VARIOUS
Budget Account Number

AMENDED
EXHIBIT C

Compensation shall not exceed ~~\$3,500,000.00~~ ~~\$7,000,000.00~~ \$7,100,000.00 Compensation for services shall be in accordance with the specified rates of compensation, shown on the following pages:

**City of Chico
On-Call**

**EXHIBIT 10-H2 COST PROPOSAL 1/4
SPECIFIC RATE OF COMPENSATION (USE FOR ON-CALL OR AS-NEEDED CONTRACTS)
(CONSTRUCTION ENGINEERING AND INSPECTION CONTRACTS)**

Consultant: Psomas Prime Consultant
Project No. TBD Contract No. 2019-010 Participating Amount Date 9/26/2019

EXEMPT & NON-EXEMPT EMPLOYEES - STRAIGHT TIME

Fringe Benefit % 51.93 + Overhead% 103.66 General Administration % (Included in OH) = 155.59% ICR 1.5559 Fee% = 10.00%

PREVAILING WAGE EMPLOYEES (INSPECTION) - STRAIGHT TIME

Fringe Benefit % 51.93 + Overhead% 103.66 General Administration % (Included in OH) = 155.59% ICR 1.5559 Fee% = 10.00%

PREVAILING WAGE EMPLOYEES (INSPECTION) - OVERTIME

Fringe Benefit % 51.93 - Overhead% 103.66 General Administration % (Included in OH) = 155.59% ICR 1.5559 Fee% = 10.00%

BILLING INFORMATION

Name/Classification	(Average) Hourly Billing Rates			Effective date of hourlyrate		Actual hourly rate	# of Hours
	Straight	OT (1.5x)	OT (2x)	From	To		
Frank Martin, PE, PM, SR	\$ 236.67	\$ 236.67	\$ 236.67	09/04/19	12/31/19	\$ 84.18	\$ -
Brian Fragiao, Deputy PM	\$ 208.64	\$ 208.64	\$ 208.64	09/04/19	12/31/19	\$ 74.21	\$ -
Sherr Berexa, PE, RE	\$ 202.96	\$ 225.80	\$ 225.80	09/04/19	12/31/19	\$ 72.19	\$ -
Tim Grossmann, PM, RE	\$ 179.94	\$ 179.94	\$ 179.94	09/04/19	12/31/19	\$ 64.00	\$ -
Bob Picplov, PE, RE	\$ 215.11	\$ 215.11	\$ 215.11	09/04/19	12/31/19	\$ 76.51	\$ -
Nick Liang, OE	\$ 112.46	\$ 112.46	\$ 112.46	09/04/19	12/31/19	\$ 40.00	\$ -
Dan Albright, PE, RE, SR	\$ 179.79	\$ 179.79	\$ 179.79	09/04/19	12/31/19	\$ 63.95	\$ -
Jennifer Bryant, PE							\$ -
John Scott, EIT, ARE	\$ 119.49	\$ 119.49	\$ 119.49	09/04/19	12/31/19	\$ 42.50	\$ -
Cliff Adams, PE, RE	\$ 217.19	\$ 217.19	\$ 217.19	09/04/19	12/31/19	\$ 77.25	\$ -
Frank Martin, PE, PM	\$ 243.77	\$ 243.77	\$ 243.77	01/01/20	12/31/20	\$ 86.71	\$ -
Brian Fragiao, Deputy PM	\$ 214.90	\$ 214.90	\$ 214.90	01/01/20	12/31/20	\$ 76.44	\$ -
Sherr Berexa, PE, RE	\$ 209.05	\$ 225.80	\$ 225.80	01/01/20	12/31/20	\$ 74.36	\$ -
Bob Picplov, PE, RE	\$ 221.56	\$ 221.56	\$ 221.56	01/01/20	12/31/20	\$ 78.81	\$ -
Nick Liang, OE	\$ 115.83	\$ 115.83	\$ 115.83	01/01/20	12/31/20	\$ 41.20	\$ -
Dan Albright, PE, RE, SR	\$ 185.19	\$ 185.19	\$ 185.19	01/01/20	12/31/20	\$ 65.87	\$ -
Jennifer Bryant, PE	\$ 196.80	\$ 196.80	\$ 196.80	01/01/20	12/31/20	\$ 70.00	\$ -
John Scott, EIT, ARE	\$ 123.07	\$ 123.07	\$ 123.07	01/01/20	12/31/20	\$ 43.78	\$ -
Cliff Adams, PE, RE	\$ 223.70	\$ 223.70	\$ 223.70	01/01/20	12/31/20	\$ 79.57	\$ -
Frank Martin, PE, PM	\$ 251.08	\$ 251.08	\$ 251.08	01/01/21	12/31/21	\$ 89.31	\$ -
Brian Fragiao, Deputy PM	\$ 221.35	\$ 221.35	\$ 221.35	01/01/21	12/31/21	\$ 78.73	\$ -
Sherr Berexa, PE, RE	\$ 215.32	\$ 225.80	\$ 225.80	01/01/21	12/31/21	\$ 76.59	\$ -
Bob Picplov, PE, RE	\$ 228.21	\$ 228.21	\$ 228.21	01/01/21	12/31/21	\$ 81.17	\$ -
Nick Liang, OE	\$ 119.31	\$ 119.31	\$ 119.31	01/01/21	12/31/21	\$ 42.44	\$ -
Dan Albright, PE, RE, SR	\$ 190.74	\$ 190.74	\$ 190.74	01/01/21	12/31/21	\$ 67.84	\$ -
Jennifer Bryant, PE	\$ 202.71	\$ 202.71	\$ 202.71	01/01/21	12/31/21	\$ 72.10	\$ -
John Scott, EIT, ARE	\$ 126.77	\$ 126.77	\$ 126.77	01/01/21	12/31/21	\$ 45.09	\$ -
Cliff Adams, PE, RE	\$ 230.41	\$ 230.41	\$ 230.41	01/01/21	12/31/21	\$ 81.95	\$ -
Frank Martin, PE, PM	\$ 258.62	\$ 258.62	\$ 258.62	01/01/22	12/31/22	\$ 91.99	\$ -
Brian Fragiao, Deputy PM	\$ 227.99	\$ 227.99	\$ 227.99	01/01/22	12/31/22	\$ 81.09	\$ -
Sherr Berexa, PE, RE	\$ 221.78	\$ 225.80	\$ 225.80	01/01/22	12/31/22	\$ 78.88	\$ -
Bob Picplov, PE, RE	\$ 235.05	\$ 235.05	\$ 235.05	01/01/22	12/31/22	\$ 83.60	\$ -
Nick Liang, OE	\$ 122.89	\$ 122.89	\$ 122.89	01/01/22	12/31/22	\$ 43.71	\$ -
Dan Albright, PE, RE, SR	\$ 196.47	\$ 196.47	\$ 196.47	01/01/22	12/31/22	\$ 69.88	\$ -
Jennifer Bryant, PE	\$ 208.79	\$ 208.79	\$ 208.79	01/01/22	12/31/22	\$ 74.26	\$ -
John Scott, EIT, ARE	\$ 130.57	\$ 130.57	\$ 130.57	01/01/22	12/31/22	\$ 46.44	\$ -
Cliff Adams, PE, RE	\$ 237.33	\$ 237.33	\$ 237.33	01/01/22	12/31/22	\$ 84.41	\$ -
RE not on list							
Range 185 - 225 (1/1/20 - 12/31/20)							
	\$ 185.00	\$ 185.00	\$ 185.00	01/01/20	12/31/20	\$ 65.80	\$ -
	\$ 225.00	\$ 225.00	\$ 225.00	01/01/20	12/31/20	\$ 80.03	\$ -
Range 190 - 230 (1/1/21 - 12/31/21)							
	\$ 190.06	\$ 190.06	\$ 190.06	01/01/21	12/31/21	\$ 67.60	\$ -
	\$ 230.26	\$ 230.26	\$ 230.26	01/01/21	12/31/21	\$ 81.90	\$ -
Range 195 - 240 (1/1/22 - 12/31/22)							
	\$ 195.12	\$ 195.12	\$ 195.12	01/01/22	12/31/22	\$ 69.40	\$ -

	\$ 240.10	\$ 240.10	\$ 240.10	01/01/22	12/31/22	\$ 85.40	\$ -
ARE not on list							
	\$ 123.14	\$ 123.14	\$ 123.14	01/01/20	12/31/20	\$ 43.80	\$ -
	\$ 126.10	\$ 126.10	\$ 126.10	01/01/21	12/31/21	\$ 44.85	\$ -
	\$ 130.20	\$ 130.20	\$ 130.20	01/01/22	12/31/22	\$ 46.31	\$ -
OE not on list							
	\$ 115.02	\$ 115.02	\$ 115.02	01/01/20	12/31/20	\$ 40.91	\$ -
	\$ 119.01	\$ 119.01	\$ 119.01	01/01/21	12/31/21	\$ 42.33	\$ -
	\$ 123.00	\$ 123.00	\$ 123.00	01/01/22	12/31/22	\$ 43.75	\$ -
Admin Support	\$ 87.86	\$ 98.43	\$ 98.43	09/04/19	12/31/19	\$ 31.25	\$ -
Admin Support	\$ 90.49	\$ 101.38	\$ 101.38	01/01/20	12/31/20	\$ 32.19	\$ -
Admin Support	\$ 93.21	\$ 101.38	\$ 101.38	01/01/21	12/31/21	\$ 33.15	\$ -
Admin Support	\$ 96.01	\$ 101.38	\$ 101.38	01/01/22	12/31/22	\$ 34.15	\$ -

Special Note

For Proposal/Task Order cost estimates, an actual rate will be calculated for the REs that are not listed by name.

NOTES:

- 1) Construction (field) inspection staff will conform to prevailing wage requirements as posted by State of California - Department of Industrial Relations
- 2) Overhead audited by independent certified public accountancy firm, Stoughton Davidson. Cognizant agency review & approval was completed by Caltrans w/o exception
- 3) Exempt staff classifications applies to Project Manager and Resident Engineer. Overtime for Exempt Employees is charged at the Regular Hourly Rate
- 4) For Non-Exempt staff, standard OT (1.5x) is charged at approximately 129% of the straight time hourly rate since health & welfare is covered in the first 40 hours.
- 5) For Non-Exempt staff premium OT (2.0x) is charged at approximately 171% of the straight time hourly rate
- 6) All billing rates include vehicles, gasoline, maintenance, personal equipment, laptop computers, cameras, etc. (See ODC Breakdown).
- 7) Construction inspection rates reflect DIR \$3.20/hr prevailing wage increase on September 30, 2019 and July 1, 2020.
- 8) Current DIR determination ends after July 1, 2020. It is unknown at this time what increases may occur between July 1, 2020 and the end of the contract.

EXHIBIT 1 (REVISED) PROPOSAL FOR CONTRACTS WITH PREVALUED INDEKS
ACTUAL COST PLUS FIXED FEE. SPECIFIC RATES OF COMMODITY AND COST PER UNIT OF WORK CONTRACTS

CONTRACT YEAR: 2010-2011
PROJECT NO: 000000

CONTRACT YEAR: 2010-2011

Local Shilling Rate Conversions
1 US Dollar = 1.25 Swiss Francs

Local Shilling Rates (Swiss Francs)
1 US Dollar = 1.25 Swiss Francs

Local Shilling Rates (Swiss Francs)
1 US Dollar = 1.25 Swiss Francs

Local Shilling Rates (Swiss Francs)
1 US Dollar = 1.25 Swiss Francs

Local Shilling Rates (Swiss Francs)
1 US Dollar = 1.25 Swiss Francs

Local Shilling Rates (Swiss Francs)
1 US Dollar = 1.25 Swiss Francs

Local Shilling Rates (Swiss Francs)
1 US Dollar = 1.25 Swiss Francs

Local Shilling Rates (Swiss Francs)
1 US Dollar = 1.25 Swiss Francs

Local Shilling Rates (Swiss Francs)
1 US Dollar = 1.25 Swiss Francs

Local Shilling Rates (Swiss Francs)
1 US Dollar = 1.25 Swiss Francs

Local Shilling Rates (Swiss Francs)
1 US Dollar = 1.25 Swiss Francs

Local Shilling Rates (Swiss Francs)
1 US Dollar = 1.25 Swiss Francs

Local Shilling Rates (Swiss Francs)
1 US Dollar = 1.25 Swiss Francs

Local Shilling Rates (Swiss Francs)
1 US Dollar = 1.25 Swiss Francs

Local Shilling Rates (Swiss Francs)
1 US Dollar = 1.25 Swiss Francs

Local Shilling Rates (Swiss Francs)
1 US Dollar = 1.25 Swiss Francs

Local Shilling Rates (Swiss Francs)
1 US Dollar = 1.25 Swiss Francs

Local Shilling Rates (Swiss Francs)
1 US Dollar = 1.25 Swiss Francs

Local Shilling Rates (Swiss Francs)
1 US Dollar = 1.25 Swiss Francs

Local Shilling Rates (Swiss Francs)
1 US Dollar = 1.25 Swiss Francs

Local Shilling Rates (Swiss Francs)
1 US Dollar = 1.25 Swiss Francs

Local Shilling Rates (Swiss Francs)
1 US Dollar = 1.25 Swiss Francs

Local Shilling Rates (Swiss Francs)
1 US Dollar = 1.25 Swiss Francs

Local Shilling Rates (Swiss Francs)
1 US Dollar = 1.25 Swiss Francs

Local Shilling Rates (Swiss Francs)
1 US Dollar = 1.25 Swiss Francs

Local Shilling Rates (Swiss Francs)
1 US Dollar = 1.25 Swiss Francs

Local Shilling Rates (Swiss Francs)
1 US Dollar = 1.25 Swiss Francs

Local Shilling Rates (Swiss Francs)
1 US Dollar = 1.25 Swiss Francs

Local Shilling Rates (Swiss Francs)
1 US Dollar = 1.25 Swiss Francs

Local Shilling Rates (Swiss Francs)
1 US Dollar = 1.25 Swiss Francs

Local Shilling Rates (Swiss Francs)
1 US Dollar = 1.25 Swiss Francs

Local Shilling Rates (Swiss Francs)
1 US Dollar = 1.25 Swiss Francs

Local Shilling Rates (Swiss Francs)
1 US Dollar = 1.25 Swiss Francs

Local Shilling Rates (Swiss Francs)
1 US Dollar = 1.25 Swiss Francs

Local Shilling Rates (Swiss Francs)
1 US Dollar = 1.25 Swiss Francs

Local Shilling Rates (Swiss Francs)
1 US Dollar = 1.25 Swiss Francs

Local Shilling Rates (Swiss Francs)
1 US Dollar = 1.25 Swiss Francs

Local Shilling Rates (Swiss Francs)
1 US Dollar = 1.25 Swiss Francs

Local Shilling Rates (Swiss Francs)
1 US Dollar = 1.25 Swiss Francs

Local Shilling Rates (Swiss Francs)
1 US Dollar = 1.25 Swiss Francs

Contract Description: [Detailed description of contract work]

Contract Description: [Detailed description of contract work]

Contract Description: [Detailed description of contract work]

Contract Description: [Detailed description of contract work]

Contract Description: [Detailed description of contract work]

Contract Description: [Detailed description of contract work]

Contract Description: [Detailed description of contract work]

Contract Description: [Detailed description of contract work]

Contract Description: [Detailed description of contract work]

Contract Description: [Detailed description of contract work]

Contract Description: [Detailed description of contract work]

Contract Description: [Detailed description of contract work]

Contract Description: [Detailed description of contract work]

Contract Description: [Detailed description of contract work]

Contract Description: [Detailed description of contract work]

Contract Description: [Detailed description of contract work]

Contract Description: [Detailed description of contract work]

Contract Description: [Detailed description of contract work]

Contract Description: [Detailed description of contract work]

Contract Description: [Detailed description of contract work]

Contract Description: [Detailed description of contract work]

Contract Description: [Detailed description of contract work]

Contract Description: [Detailed description of contract work]

Contract Description: [Detailed description of contract work]

Contract Description: [Detailed description of contract work]

Contract Description: [Detailed description of contract work]

Contract Description: [Detailed description of contract work]

Contract Description: [Detailed description of contract work]

Contract Description: [Detailed description of contract work]

Contract Description: [Detailed description of contract work]

Contract Description: [Detailed description of contract work]

Contract Description: [Detailed description of contract work]

Contract Description: [Detailed description of contract work]

Contract Description: [Detailed description of contract work]

Contract Description: [Detailed description of contract work]

Contract Description: [Detailed description of contract work]

Contract Description: [Detailed description of contract work]

Contract Description: [Detailed description of contract work]

Contract Description: [Detailed description of contract work]

Contract Description: [Detailed description of contract work]

Table with 4 columns: Item, Unit, Price, and Quantity. Lists various materials and their associated costs.

Table with 2 columns: Item, Price. Lists specific items and their unit prices.

Main contract schedule table with multiple columns: Contract Year, Item, Unit, Price, Quantity, etc. Contains detailed data for various contract items over time.

EXHIBIT 10-H COST PROPOSAL FOR CONTRACTS WITH PREVAILING WAGES
ACTUAL COST PLUS FIXED FEE, SPECIFIC RATES OF COMPENSATION AND COST PER UNIT OF WORK CONTRACTS

CONSULTANT: FOSMAS PROJECT NO. 33344X CONTRACT No. _____ PRIME _____ SUB _____ DATE: 1/10/2022

CONTRACT TYPE

Loaders Billing Rate Calculations

Non-Exempt Employee Loading Rates
A) Straight Time (ST) Loaded Billing Rate - Actual Hourly Rate - ST Delta Base + ST Delta Fringe * (1 + Field CH) * (1 + Fee)
B) ST Loaded Billing Rate + 1.5 Base PW Rate - 6.1 Base PW Rate * (1 + Fee) or ST Loaded Billing Rate - 2.0 Base PW Rate - ST Base PW Rate * (1 + Fee) CH * (1 + Fee)
Exempt Employee Loading Rates - Compensated for PW DT
C) Straight Time (ST) Loaded Billing Rate - Actual Hourly Rate - ST Delta Base + ST Delta Fringe * (1 + Field CH) * (1 + Fee)
D) ST Loaded Billing Rate + 1.5 Base PW Rate - 6.1 Base PW Rate * (1 + Fee) or ST Loaded Billing Rate - 2.0 Base PW Rate - ST Base PW Rate * (1 + Fee) CH * (1 + Fee)
No Field Office Home & Through Values for Prevailing Rates are applicable to various contract types. Frinkers benefit employees who are normally not paid for DT worked per company policy.
Exempt Employee Loading Rates - Not Compensated for OF (Uncompensated DT)
E) ST Loaded Billing Rate - Actual Hourly Rate * (1 + Home CH) * (1 + Fee)
F) No Loading - (Column A as straight time)
Exempt Employee Loading Rates - Compensated for DT @ ST Rate
G) ST Loaded Billing Rate - Actual Hourly Rate * (1 + Home CH) * (1 + Fee)
H) ST Loaded Billing Rate + 1.5 (G) or ST Loaded Billing Rate - 12.3 (G)

Home Office Personnel Fringe Benefit % Overhead % General Administration % Combined %
NORMA 51.93% + 103.68% + 0.00% = 155.61%
EVERTIME 51.93% + 103.68% + 0.00% = 155.61%
Field Office Personnel Fringe Benefit % Overhead % General Administration % Combined %
NORMA 51.93% + 103.68% + 0.00% = 155.61%
EVERTIME 51.93% + 103.68% + 0.00% = 155.61%
Project Specific Fringe Benefit % Overhead % General Administration % Combined %
NORMA 51.93% + 103.68% + 0.00% = 155.61%
EVERTIME 51.93% + 103.68% + 0.00% = 155.61%

FCM Fee = 10.00%

Main data table with columns: Name/Classification, Home Office Personnel, Effective Date of Hourly Rate, Prevailing Wage Rate established by State DOR, Employee Actual Rate, DELTA (TOTAL) = Employee Total Rate - DOR Rate, Applicable DELTA (BASE) + Employee Base - DOR Base, Applicable DELTA (FRINGE) + DELTA TOTAL - DELTA BASE, Loaded Hourly Billing Rates, Effective Date of Hourly Rate, % Escalation, Actual Hourly Rate, Hourly Range for Class.

CR-PS

Cost Proposal

EXHIBIT 10-H2 COST PROPOSAL Page 1 of 3

SPECIFIC RATE OF COMPENSATION (USE FOR ON-CALL OR AS-NEEDED CONTRACTS)
(CONSTRUCTION ENGINEERING AND INSPECTION CONTRACTS)

Note: Mark-ups are Not Allowed

Consultant Psomas

Prime Consultant

Subconsultant

2nd Tier Subconsultant

Project No. TBD

Contract No. 2019-010 Participation Amount \$ _____

4/19/2022

For Combined Rate	Fringe Benefit % + General & Administrative %	=	155.59%	Combined ICR%
OR				
For Home Office Rate	Fringe Benefit % + General & Administrative %	=	155.59%	Home Office ICR%
For Field Office Rate	Fringe Benefit % + General & Administrative %	=	155.59%	Field Office ICR%
	Fee	=		10%

BILLING INFORMATION

CALCULATION INFORMATION

Name/Job Title/Classification ¹	Hourly Billing Rates ²			Effective Date of Hourly Rate		Actual or Avg. Hourly Rate ⁴	% or \$ Increase	Hourly Range - for Classifications Only
	Straight	OT(1.5x)	OT(2x)	From	To			
Richard Snyder Construction Inspector	\$126.52	\$126.52	\$126.52	1/1/2022	12/31/2022	\$45.00	3%	Not Applicable
	\$130.31	\$130.31	\$130.31	1/1/2023	12/31/2023	\$46.35	3%	
	\$134.22	\$134.22	\$134.22	1/1/2024	12/31/2024	\$47.74	3%	
Saul Cortex Office Engineer	\$98.40	\$98.40	\$98.40	1/1/2022	12/31/2022	\$35.00	3%	Not Applicable
	\$101.35	\$101.35	\$101.35	1/1/2023	12/31/2023	\$36.05	3%	
	\$104.39	\$104.39	\$104.39	1/1/2024	12/31/2024	\$37.13	3%	

NOTES:

- Key personnel must be marked with an asterisk (*) and employees that are subject to prevailing wage requirements must be marked with two asterisks (**). All costs must comply with the Federal cost principles. Subconsultants will provide their own cost proposals.
- Prevailing wage classifications are subject to yearly adjustment as determined by the Department of Industrial Relations or proscribed in Union Agreements. Those adjustments may be more or less than the annual escalation under this contract. Contractor and subcontractors are responsible for complying with all DIR wage determinations or Union Agreements as part of their compliance with California Labor Law.
- The cost proposal format shall not be amended.
- Billing rate = actual hourly rate * (1 + ICR) * (1 + Fee). Indirect cost rates shall be updated on an annual basis in accordance with the consultant's annual accounting period and established by a cognizant agency or accepted by Caltrans. All costs must comply with the Federal cost principles for reimbursement.
- For named employees and key personnel enter the actual hourly rate. For classifications only, enter the Average Hourly Rate for that classification.

PREVAILING WAGE POLICY AND PROCEDURE

Psomas will pay the current "Total Prevailing Wage Hourly Rate" as established by the California Department of Industrial Relations (DIR) on all prevailing wage projects.

The Prevailing Wage Calculations are the following:

1. If the employee's current base hourly rate is less than the Prevailing Wage Base Hourly rate, Psomas will provide additional pay to make up the difference (delta base) so the employee's hourly rate is equal to the Prevailing Wage Base Hourly rate.
2. If the employee's current base hourly rate is equal to or above the Prevailing Wage Base Hourly Rate, AND Psomas pays the employee fringe benefits BUT the hourly rate is still below the Total Prevailing Wage Hourly Rate requirement, Psomas will provide additional pay to make up the difference (delta fringe).
3. All of the prevailing wage deltas will be accounted for as an Overhead Cost and will be paid to the employee in cash.

EXHIBIT 10-H2 Cost Proposal
SPECIFIC RATE OF COMPENSATION (USE FOR ON-CALL OR AS-NEEDED CONTRACTS)
(NON- PREVAILING WAGE CONSTRUCTION ENGINEERING AND INSPECTION CONTRACTS)

Note: Mark-ups are Not Allowed

Consultant: Argonaut Ecological Consulting, Inc.

Prime Consultant Subconsultant

Project No. On Call CM Services Contract No. 2019-010 Participation Amount \$ _____ Date 12/18/2019

For Combined Rate	
Fringe Benefit % + General & Administrative % + Facilities Capital Cost of Money % = %	Combined ICR % <u>110</u>

OR

For Home Office	
Fringe Benefit % + General & Administrative % + Facilities Capital Cost of Money % =	Home Office ICR %
For Field Office	
Fringe Benefit % + General & Administrative % + Facilities Capital Cost of Money % =	Field Office ICR %
FFF = 10%	

BILLING INFORMATION

CALCULATION INFORMATION

Name/Job Title/ Classification	Hourly Billing Rates			Effective Date of Hourly Rate		Actual or Avg Hourly Rate ¹	% or \$ Increase	Hourly Range for Classifications Only	Billing Range for Classification
	Straight	OT (1.5x)	OT (2x)	From	To				
Kathy Kusland Senior Field Biologist, QSP, QSP-TOR	\$180.00	N/C	N/C	9/4/2019	12/31/2019	\$77.92	0.00%	Not Applicable	Not Applicable
	\$185.40	N/C	N/C	1/1/2020	12/31/2020	\$80.26	3.00%		
	\$190.96	N/C	N/C	1/1/2021	12/31/2021	\$82.67	3.00%		

NOTES

1. All costs must comply with the Federal cost principles. Subconsultants will provide their own cost proposals.
2. The cost proposal format shall not be amended.
3. Billing rate = actual hourly rate * (1 + ICR) * (1 + Fee). Indirect cost rates should be based on the consultant's annual accounting period, established by a cognizant agency or accepted by Caltrans. All costs must comply with the Federal cost principles for reimbursement.
4. For named employees and key personnel enter the actual hourly rate. For classifications only, enter the Average Hourly Rate for that classification.

EXHIBIT 10-H2 COST PROPOSAL Page 3 of 3

Certification of Direct Costs:

I, the undersigned, certify to the best of my knowledge and belief that all direct costs identified on the cost proposal(s) in this contract are actual, reasonable, allowable, and allocable to the contract in accordance with the contract terms and the following requirements:

- 7. Generally Accepted Accounting Principles (GAAP)
- 8. Terms and conditions of the contract
- 9. Title 23 United States Code Section 112 - Letting of Contracts
- 10. 48 Code of Federal Regulations Part 31 - Contract Cost Principles and Procedures
- 11. 23 Code of Federal Regulations Part 172 - Procurement, Management, and Administration of Engineering and Design Related Service
- 12. 48 Code of Federal Regulations Part 9904 - Cost Accounting Standards Board (when applicable)

All costs must be applied consistently and fairly to all contracts. All documentation of compliance must be retained in the project files and be in compliance with applicable federal and state requirements. Costs that are noncompliant with the federal and state requirements are not eligible for reimbursement.

Prime Consultant or Subconsultant Certifying:

Name: Kathy Kinsland Title *: President
 Signature: [Handwritten Signature] Date of Certification (mm/dd/yyyy): 12/18/19
 Email: kathy@argiconsult.net Phone Number: (916) 803-1454
 Address: _____

* An individual executive or financial officer of the consultant's or subconsultant's organization at a level no lower than a Vice President or a Chief Financial Officer, or equivalent, who has authority to represent the financial information utilized to establish the cost proposal for the contract.

List services the consultant is providing under the proposed contract:

EXHIBIT 10-H COST PROPOSAL (EXAMPLE #2) PAGE 1 OF 8
SPECIFIC RATE OF COMPENSATION (USE FOR ON-CALL OR AS-NEEDED CONTRACTS)
(CONSTRUCTION ENGINEERING AND INSPECTION CONTRACTS)

Note: Mark-ups are Not Allowed

Consultant or Subconsultant Holdrege & Kull Consulting Engineers and Geologist, an NV5 Company Contract No. _____ Date 9/24/2019

Fringe Benefit % + Overhead % + General Administration % = Combined Indirect Cost Rate (ICR) %
 (= 0% if Included in OH) **15.85%** (= 0% if Included in OH) **127.99%** = **143.846%**
 FEE % = **10.00%**

BILLING INFORMATION

CALCULATION INFORMATION

Name/Job Title/Classification ¹	Hourly Billing Rates ⁷			Effective date of hourly rate		Actual or Avg. hourly rate ³	% or \$ increase	Hourly range - for classifications only
	Straight	OT(1.5x)	OT(2x)	From	To			
Project Assistant	\$60.35	\$90.53	\$120.70	1/1/2019	12/31/2019	\$22.50	5.0%	Not Applicable
	\$63.37	\$95.05	\$126.74	1/1/2020	12/31/2020	\$23.63	5.0%	
	\$66.54	\$99.81	\$133.08	1/1/2021	12/31/2021	\$24.81	5.0%	
AutoCAD operator	\$80.23	\$120.34	\$160.46	1/1/2019	12/31/2019	\$29.91	5.0%	Not Applicable
	\$84.24	\$126.36	\$168.48	1/1/2020	12/31/2020	\$31.41	5.0%	
	\$88.45	\$132.68	\$176.90	1/1/2021	12/31/2021	\$32.98	5.0%	
Technical Editor	\$63.01	\$94.51	\$126.01	1/1/2019	12/31/2019	\$23.49	5.0%	Not Applicable
	\$66.16	\$99.24	\$132.32	1/1/2020	12/31/2020	\$24.66	5.0%	
	\$69.47	\$104.20	\$138.93	1/1/2021	12/31/2021	\$25.90	5.0%	
Assistant Engineer/Geologist	\$59.01	\$88.52	\$118.02	1/1/2019	12/31/2019	\$22.00	5.0%	Not Applicable
	\$61.96	\$92.94	\$123.92	1/1/2020	12/31/2020	\$23.10	5.0%	
	\$65.06	\$97.59	\$130.12	1/1/2021	12/31/2021	\$24.26	5.0%	
Staff Scientist	\$84.63	\$126.94	\$169.25	1/1/2019	12/31/2019	\$31.55	5.0%	Not Applicable
	\$88.86	\$133.29	\$177.72	1/1/2020	12/31/2020	\$33.13	5.0%	
	\$93.30	\$139.95	\$186.60	1/1/2021	12/31/2021	\$34.78	5.0%	

- Names and classifications of consultant (key staff) team members must be listed. Provide separate sheets for prime and all subconsultant firms.
- Billing rate – actual hourly rate * (1+ ICR) * (1+ Fee). Agreed upon billing rates are not adjustable for the term of contract.
- For named employees enter the actual hourly rate. For classifications only, enter the Average Hourly Rate for that classification.

NOTES:

- Denote all employees subject to prevailing wage with an asterisks (*)
- For "Other Direct Cost" listing, see page 7 of this Exhibit

EXHIBIT 10-H COST PROPOSAL (EXAMPLE #2) PAGE 2 OF 8
SPECIFIC RATE OF COMPENSATION (USE FOR ON-CALL OR AS-NEEDED CONTRACTS)
 (CONSTRUCTION ENGINEERING AND INSPECTION CONTRACTS)

Note: Mark-ups are Not Allowed

Consultant or Subconsultant Holdrege & Kull Consulting Engineers and Geologist, an NV5 Company Contract No. _____ Date 9/24/2019

Fringe Benefit % + Overhead % + General Administration % = Combined Indirect Cost Rate (ICR) %
 (= 0% if Included in OH) **15.85%** (= 0% if Included in OH) **127.99%** = **143.846%**
 FEE % = **10.00%**

BILLING INFORMATION

CALCULATION INFORMATION

Name/Job Title/Classification ¹	Hourly Billing Rates ²			Effective date of hourly rate		Actual or Avg. hourly rate ³	% or \$ increase	Hourly range - for classifications only
	Straight	OT(1.5x)	OT(2x)	From	To			
Staff Engineer/Geologist	\$80.23	\$120.34	\$160.46	1/1/2019	12/31/2019	\$29.91	5.0%	Not Applicable
	\$84.24	\$126.36	\$168.48	1/1/2020	12/31/2020	\$31.41	5.0%	
	\$88.45	\$132.68	\$176.90	1/1/2021	12/31/2021	\$32.98	5.0%	
Project Engineer/Geologist	\$114.43	\$171.64	\$228.85	1/1/2019	12/31/2019	\$42.66	5.0%	Not Applicable
	\$120.15	\$180.22	\$240.30	1/1/2020	12/31/2020	\$44.79	5.0%	
	\$126.16	\$189.23	\$252.31	1/1/2021	12/31/2021	\$47.03	5.0%	
Senior Engineer/Geologist	\$143.13	\$214.69	\$286.26	1/1/2019	12/31/2019	\$53.36	5.0%	Not Applicable
	\$150.28	\$225.43	\$300.57	1/1/2020	12/31/2020	\$56.03	5.0%	
	\$157.80	\$236.70	\$315.60	1/1/2021	12/31/2021	\$58.83	5.0%	
Associate Engineer/Geologist	\$176.50	\$264.74	\$352.99	1/1/2019	12/31/2019	\$65.80	5.0%	Not Applicable
	\$185.32	\$277.98	\$370.64	1/1/2020	12/31/2020	\$69.09	5.0%	
	\$194.59	\$291.88	\$389.17	1/1/2021	12/31/2021	\$72.54	5.0%	
Principal	\$230.36	\$345.53	\$460.71	1/1/2019	12/31/2019	\$85.88	5.0%	Not Applicable
	\$241.87	\$362.81	\$483.75	1/1/2020	12/31/2020	\$90.17	5.0%	
	\$253.97	\$380.95	\$507.94	1/1/2021	12/31/2021	\$94.68	5.0%	

- Names and classifications of consultant (key staff) team members must be listed. Provide separate sheets for prime and all subconsultant firms.
- Billing rate = actual hourly rate * (1+ ICR) * (1+ Fee). Agreed upon billing rates are not adjustable for the term of contract.
- For named employees enter the actual hourly rate. For classifications only, enter the Average Hourly Rate for that classification.

NOTES:

- Denote all employees subject to prevailing wage with an asterisks (*)
- For "Other Direct Cost" listing, see page 7 of this Exhibit

EXHIBIT 10-II COST PROPOSAL (EXAMPLE #2) PAGE 3 OF 8
SPECIFIC RATE OF COMPENSATION (USE FOR ON-CALL OR AS-NEEDED CONTRACTS)
 (CONSTRUCTION ENGINEERING AND INSPECTION CONTRACTS)

Note: Mark-ups are Not Allowed

Consultant or Subconsultant Holdrege & Kull Consulting Engineers and Geologist, an NV5 Company Contract No. _____ Date 9/24/2019

Fringe Benefit % + Overhead % + General Administration % = Combined Indirect Cost Rate (ICR) %
 (= 0% if Included in OH) **15.85%** (- 0% if Included in OH) **127.99%** = **143.846%**
 FFE % = **10.00%**

BILLING INFORMATION

CALCULATION INFORMATION

Name/Job Title/Classification ¹	Hourly Billing Rates ²			Effective date of hourly rate		Actual or Avg. hourly rate ³	% or \$ increase	Hourly range - for classifications only
	Straight	OT(1.5x)	OT(2x)	From	To			
Supervisory Technician	\$85.27	\$127.91	\$170.54	1/1/2019	12/31/2019	\$31.79	5.0%	Not Applicable
	\$89.53	\$134.30	\$179.07	1/1/2020	12/31/2020	\$33.38	5.0%	
	\$94.01	\$141.02	\$188.02	1/1/2021	12/31/2021	\$35.05	5.0%	
Construction Services Manager II	\$119.52	\$179.29	\$239.05	1/1/2019	12/31/2019	\$44.56	5.0%	Not Applicable
	\$125.50	\$188.25	\$251.00	1/1/2020	12/31/2020	\$46.79	5.0%	
	\$131.77	\$197.66	\$263.55	1/1/2021	12/31/2021	\$49.13	5.0%	
Field Soils and Materials Tester * Soils/Asphalt - 1st SHIFT	\$170.68	\$256.01	\$341.35	1/1/2019	12/31/2019	\$63.63	5.0%	Not Applicable
	\$179.21	\$268.81	\$358.42	1/1/2020	12/31/2020	\$66.81	5.0%	
	\$188.17	\$282.25	\$376.34	1/1/2021	12/31/2021	\$70.15	5.0%	
Field Soils and Materials Tester * Soils/Asphalt - 2nd SHIFT	\$182.93	\$274.40	\$365.87	1/1/2019	12/31/2019	\$68.20	5.0%	Not Applicable
	\$192.08	\$288.12	\$384.16	1/1/2020	12/31/2020	\$71.61	5.0%	
	\$201.68	\$302.53	\$403.37	1/1/2021	12/31/2021	\$75.19	5.0%	
ACI Concrete Tester * 1st SHIFT	\$157.77	\$236.66	\$315.55	1/1/2019	12/31/2019	\$58.82	5.0%	Not Applicable
	\$165.66	\$248.49	\$331.32	1/1/2020	12/31/2020	\$61.76	5.0%	
	\$173.94	\$260.92	\$347.89	1/1/2021	12/31/2021	\$64.85	5.0%	

- Names and classifications of consultant (key staff) team members must be listed. Provide separate sheets for prime and all subconsultant firms.
- Billing rate = actual hourly rate * (1 + ICR) * (1 + Fee) Agreed upon billing rates are not adjustable for the term of contract.
- For named employees enter the actual hourly rate. For classifications only, enter the Average Hourly Rate for that classification.

NOTES:

- Denote all employees subject to prevailing wage with an asterisks (*)
- For "Other Direct Cost" listing, see page 7 of this Exhibit

C17-RS

EXHIBIT 10-H COST PROPOSAL (EXAMPLE #2) PAGE 4 OF 8
SPECIFIC RATE OF COMPENSATION (USE FOR ON-CALL OR AS-NEEDED CONTRACTS)
 (CONSTRUCTION ENGINEERING AND INSPECTION CONTRACTS)

Note: Mark-ups are Not Allowed

Consultant or Subconsultant Holdrege & Kull Consulting Engineers and Geologist, an NV5 Company Contract No. _____ Date 9/24/2019

Fringe Benefit % + Overhead % + General Administration % = Combined Indirect Cost Rate (ICR) %
 (= 0% if Included in OH) **15.85%** (= 0% if Included in OH) **127.99%** = **143.846%**
 FEE % = **10.00%**

BILLING INFORMATION

CALCULATION INFORMATION

Name/Job Title/Classification ¹	Hourly Billing Rates ²			Effective date of hourly rate		Actual or Avg. hourly rate ³	% or \$ increase	Hourly range - for classifications only
	Straight	OT(1.5x)	OT(2x)	From	To			
ACI Concrete Tester * 2nd SHIFT	\$168.15	\$252.23	\$336.31	1/1/2019	12/31/2019	\$62.69	5.0%	Not Applicable
	\$176.56	\$264.84	\$353.12	1/1/2020	12/31/2020	\$65.82	5.0%	
	\$185.39	\$278.08	\$370.78	1/1/2021	12/31/2021	\$69.12	5.0%	
ICC Fireproofing * 1st SHIFT	\$157.77	\$236.66	\$315.55	1/1/2019	12/31/2019	\$58.82	5.0%	Not Applicable
	\$165.66	\$248.49	\$331.32	1/1/2020	12/31/2020	\$61.76	5.0%	
	\$173.94	\$260.92	\$347.89	1/1/2021	12/31/2021	\$64.85	5.0%	
ICC Fireproofing * 2nd SHIFT	\$168.15	\$252.23	\$336.31	1/1/2019	12/31/2019	\$62.69	5.0%	Not Applicable
	\$176.56	\$264.84	\$353.12	1/1/2020	12/31/2020	\$65.82	5.0%	
	\$185.39	\$278.08	\$370.78	1/1/2021	12/31/2021	\$69.12	5.0%	
Proofload/Torque Testing * 1st SHIFT	\$157.77	\$236.66	\$315.55	1/1/2019	12/31/2019	\$58.82	5.0%	Not Applicable
	\$165.66	\$248.49	\$331.32	1/1/2020	12/31/2020	\$61.76	5.0%	
	\$173.94	\$260.92	\$347.89	1/1/2021	12/31/2021	\$64.85	5.0%	
Proofload/Torque Testing * 2nd SHIFT	\$168.15	\$252.23	\$336.31	1/1/2019	12/31/2019	\$62.69	5.0%	Not Applicable
	\$176.56	\$264.84	\$353.12	1/1/2020	12/31/2020	\$65.82	5.0%	
	\$185.39	\$278.08	\$370.78	1/1/2021	12/31/2021	\$69.12	5.0%	

- Names and classifications of consultant (key staff) team members must be listed. Provide separate sheets for prime and all subconsultant firms.
- Billing rate = actual hourly rate * (1 + ICR) * (1 + Fee). Agreed upon billing rates are not adjustable for the term of contract.
- For named employees enter the actual hourly rate. For classifications only, enter the Average Hourly Rate for that classification.

NOTES:

Denote all employees subject to prevailing wage with an asterisks (*)
 For "Other Direct Cost" listing, see page 7 of this Exhibit

EXHIBIT 10-H COST PROPOSAL (EXAMPLE #2) PAGE 5 OF 8
SPECIFIC RATE OF COMPENSATION (USE FOR ON-CALL OR AS-NEEDED CONTRACTS)
(CONSTRUCTION ENGINEERING AND INSPECTION CONTRACTS)

Note: Mark-ups are Not Allowed

Consultant or Subconsultant Holdrege & Kull Consulting Engineers and Geologist, an NV5 Company Contract No. _____ Date 9/24/2019

Fringe Benefit % + Overhead % + General Administration % = Combined Indirect Cost Rate (ICR) %
 (- 0% if Included in OH) **15.85%** (- 0% if Included in OH) **127.99%** = **143.846%**
 FEE % = **10.00%**

BILLING INFORMATION

CALCULATION INFORMATION

Name/Job Title/Classification ¹	Hourly Billing Rates ²			Effective date of hourly rate		Actual or Avg hourly rate ³	% or \$ increase	Hourly range - for classifications only
	Straight	OT(1.5x)	OT(2x)	From	To			
AWS/CWI Certified Welding * Inspector - 1st SHIFT	\$183.12	\$274.68	\$366.24	1/1/2019	12/31/2019	\$68.27	5.0%	Not Applicable
	\$192.28	\$288.42	\$384.55	1/1/2020	12/31/2020	\$71.68	5.0%	
	\$201.89	\$302.84	\$403.78	1/1/2021	12/31/2021	\$75.27	5.0%	
AWS/CWI Certified Welding * Inspector - 2nd SHIFT	\$197.34	\$296.01	\$394.67	1/1/2019	12/31/2019	\$73.57	5.0%	Not Applicable
	\$207.20	\$310.81	\$414.41	1/1/2020	12/31/2020	\$77.25	5.0%	
	\$217.56	\$326.35	\$435.13	1/1/2021	12/31/2021	\$81.11	5.0%	
ASNT Level II Non-Destructive * Testing (ND1) Technician 1st SHIFT	\$183.12	\$274.68	\$366.24	1/1/2019	12/31/2019	\$68.27	5.0%	Not Applicable
	\$192.28	\$288.42	\$384.55	1/1/2020	12/31/2020	\$71.68	5.0%	
	\$201.89	\$302.84	\$403.78	1/1/2021	12/31/2021	\$75.27	5.0%	
ASNT Level II Non-Destructive * Testing (NDT) Technician 2nd SHIFT	\$197.34	\$296.01	\$394.67	1/1/2019	12/31/2019	\$73.57	5.0%	Not Applicable
	\$207.20	\$310.81	\$414.41	1/1/2020	12/31/2020	\$77.25	5.0%	
	\$217.56	\$326.35	\$435.13	1/1/2021	12/31/2021	\$81.11	5.0%	

- Names and classifications of consultant (key staff) team members must be listed. Provide separate sheets for prime and all subconsultant firms.
- Billing rate - actual hourly rate * (1+ ICR) * (1+ Fee). Agreed upon billing rates are not adjustable for the term of contract.
- For named employees enter the actual hourly rate. For classifications only, enter the Average Hourly Rate for that classification.

NOTES:

- Denote all employees subject to prevailing wage with an asterisks (*)
- For "Other Direct Cost" listing, see page 7 of this Exhibit

EXHIBIT 10-H COST PROPOSAL (EXAMPLE #2) PAGE 6 OF 8
SPECIFIC RATE OF COMPENSATION (USE FOR ON-CALL OR AS-NEEDED CONTRACTS)
 (CONSTRUCTION ENGINEERING AND INSPECTION CONTRACTS)

Note: Mark-ups are Not Allowed

Consultant or Subconsultant Holdrege & Kull Consulting Engineers and Geologist, an NV5 Company Contract No. _____ Date 1/0/1900

Fringe Benefit % + Overhead % + General Administration % = Combined Indirect Cost Rate (ICR) %
 (- 0% if Included in OI) **15.85%** (= 0% if Included in OI) **127.99%** = **143.846%**
 FEE % = **10.00%**

BILLING INFORMATION

CALCULATION INFORMATION

Name/Job Title/Classification ¹	Hourly Billing Rates ²			Effective date of hourly rate		Actual or Avg. hourly rate ³	% or \$ increase	Hourly range - for classifications only
	Straight	OT(1.5x)	OT(2x)	From	To			
DSA Masonry/Shotcrete Inspector - 1st SHIFT	\$180.12	\$270.18	\$360.23	1/1/2019	12/31/2019	\$67.15	5.0%	Not Applicable
	\$189.12	\$283.68	\$378.25	1/1/2020	12/31/2020	\$70.51	5.0%	
	\$198.58	\$297.87	\$397.16	1/1/2021	12/31/2021	\$74.03	5.0%	
DSA Masonry/Shotcrete Inspector - 2nd SHIFT	\$195.89	\$293.83	\$391.78	1/1/2019	12/31/2019	\$73.03	5.0%	Not Applicable
	\$205.68	\$308.52	\$411.37	1/1/2020	12/31/2020	\$76.68	5.0%	
	\$215.97	\$323.95	\$431.93	1/1/2021	12/31/2021	\$80.52	5.0%	
ICC Certified Structural Inspector 1st SHIFT	\$183.12	\$274.68	\$366.24	1/1/2019	12/31/2019	\$68.27	5.0%	Not Applicable
	\$192.28	\$288.42	\$384.55	1/1/2020	12/31/2020	\$71.68	5.0%	
	\$201.89	\$307.84	\$403.78	1/1/2021	12/31/2021	\$75.27	5.0%	
ICC Certified Structural Inspector 2nd SHIFT	\$197.34	\$296.01	\$394.67	1/1/2019	12/31/2019	\$73.57	5.0%	Not Applicable
	\$207.20	\$310.81	\$414.41	1/1/2020	12/31/2020	\$77.25	5.0%	
	\$217.56	\$326.35	\$435.13	1/1/2021	12/31/2021	\$81.11	5.0%	

- Names and classifications of consultant (key staff) team members must be listed. Provide separate sheets for prime and all subconsultant firms
- Billing rate – actual hourly rate * (1+ ICR) * (1+ Fee). Agreed upon billing rates are not adjustable for the term of contract.
- For named employees enter the actual hourly rate. For classifications only, enter the Average Hourly Rate for that classification.

NOTES:

- Denote all employees subject to prevailing wage with an asterisks (*)
- For "Other Direct Cost" listing, see page 7 of this Exhibit

C20-R5

EXHIBIT 10-H2 COST PROPOSAL Page 8 of 8

Certification of Direct Costs:


I, the undersigned, certify to the best of my knowledge and belief that all direct costs identified on the cost proposal(s) in this contract are actual, reasonable, allowable, and allocable to the contract in accordance with the contract terms and the following requirements:

1. Generally Accepted Accounting Principles (GAAP)
2. Terms and conditions of the contract
3. Title 23 United States Code Section 112 - Letting of Contracts
4. 48 Code of Federal Regulations Part 31 - Contract Cost Principles and Procedures
5. 23 Code of Federal Regulations Part 172 - Procurement, Management and Administration of Engineering and Design Related Service
6. 48 Code of Federal Regulations Part 9904 - Cost Accounting Standards Board (when applicable)

All costs must be applied consistently and fairly to all contracts. All documentation of compliance must be retained in the project files and be in compliance with applicable federal and state requirements. Costs that are noncompliant with the federal and state requirements are not eligible for reimbursement.

Local governments are responsible for applying only cognizant agency or Caltrans accepted indirect Cost Rate(s)

Prime Consultant or Subconsultant Certifying:

Name	<u>Guillaume Gau</u>	Title *	<u>Senior Vice President</u>
Signature		Date of Certification	<u>12/13/2020</u>
Email	<u>Guillaume.Gau@NV5.com</u>	Phone number	<u>(530) 478-1105</u>
Address	<u>792 Searls Ave Nevada City, CA 95959</u>		

* An individual executive or financial officer of the consultant's or subconsultant's organization at a level no lower than a Vice President or a Chief Financial Officer, or equivalent, who has authority to represent the financial information utilized to establish the cost proposal for the contract.

List services the consultant is providing under the proposed contract

2019 LABORATORY TESTING SERVICES

Soil
Aggregate
Concrete
Asphalt

ASTM TEST METHODS		UNIT COST
■	ASTM A615, Reinforcing Steel Tensile Test to #8	\$91
■	ASTM A615, Reinforcing Steel Bend Test to #8	\$30
■	ASTM C39, Concrete Compressive Strength, 4x8	\$32
■	ASTM C39, Concrete Compressive Strength, 6x12	\$40
■	ASTM C78, Flexural Strength of Concrete	\$108
■	ASTM C140, CMU Strength, Unit Weight, Absorption	\$205
■	ASTM C780, Compressive Strength Mortar	\$31
■	ASTM C1019, Compressive Strength Grout	\$31
■	ASTM C1314, Compressive Strength Masonry Prisms	\$116
■ ■ ■	ASTM C136, D422A Full Sieve Particle Size Analysis	\$139
■ ■	ASTM D422B, Long Hydrometer Particle Size Analysis (specific gravity not included)	\$139
■ ■	ASTM D422C, Full Sieve w/ Long Hydrometer Particle Size Analysis (specific gravity not incl.)	\$183
■ ■	ASTM D698, D1557, Compaction Curves (4-inch mold)	\$216
■ ■	ASTM D698, D1557, Compaction Curves (6-inch mold)	\$226
■ ■	ASTM D854, Specific Gravity	\$95
■ ■ ■	ASTM C117, D1140, No. 200 Mesh Wash Particle Size Analysis	\$92
■ ■	ASTM D2166, Unconfined Compression Shear Strength	\$116
■ ■	ASTM D2216, Oven Moisture Content	\$31
■ ■	ASTM D2419, Sand Equivalent	\$114
■ ■	ASTM D2434, Constant Head Permeability	\$184
■ ■	ASTM D2435, One-Dimensional Consolidation	\$265
■ ■	ASTM D2844, Resistance Value	\$280
■ ■	ASTM D2850, Unconsolidated, Undrained, Triaxial Shear Strength (per point)	\$154
■ ■	ASTM D2937, Density-Moisture	\$37
■	ASTM D3080, Direct Shear Strength (3 points minimum)	\$318
■	ASTM D4318, Atterberg Indices (Dry Method)	\$160
■	ASTM D4546, One-Dimensional Settlement or Swell	\$556
■	ASTM D4767, Consolidated, Undrained, Triaxial Shear Strength (per point)	\$184
■	ASTM D4829, Expansion Index (UBC Expansion Index)	\$160
■	ASTM D4832, Strength of CLSM	\$46
■	ASTM D5084, Falling Head Permeability	\$262
CALIFORNIA TEST METHODS		UNIT COST
■ ■ ■ ■	CTM 202, Analysis of Fine Coarse Aggregate	\$139
■ ■ ■	CTM 205, Percent of Crushed Particles	\$91
■ ■ ■	CTM 206, Specific Gravity/Absorption Coarse Aggregate	\$112
■ ■ ■	CTM 207, Specific Gravity/Absorption Fine Aggregate	\$112
■ ■ ■	CTM 208, Apparent Specific Gravity of Fine Aggregate	\$103
■ ■	CTM 216, Maximum Wet Density Determination	\$226
■ ■ ■ ■	CTM 217, Sand Equivalent	\$114
■ ■ ■ ■	CTM 226, Moisture Content by Oven	\$31
■ ■ ■	CTM 227, Evaluating Cleanness of Coarse Aggregate	\$108
■ ■	CTM 229, Durability Index	\$159
■ ■ ■	CTM 234, Uncompacted Void Content of Fine Aggregate	\$112
■ ■	CTM 235, Percent of Flat and Elongated Particles	\$92
■ ■	CTM 308, Bulk Density Hot Mix Asphalt (HMA)	\$40
■ ■	CTM 309, Max Specific Gravity of HMA	\$170
■ ■	CTM 370, Moisture Content with Microwave	\$26
■ ■	CTM 382, Asphalt Content by Ignition Method	\$167
■ ■	CTM 382, Asphalt Content by Ignition Method Correction Factor Development	\$514
■	Caltrans LP 2, 3, 4 Aggregate Asphalt and Dust Proportion	\$170

This is a partial list of the most common laboratory tests. ASTM/CTM Standards are used as guidelines.

Cost Proposal
EXHIBIT 10-H2 COST PROPOSAL Page 1 of 3
 SPECIFIC RATE OF COMPENSATION (USE FOR ON-CALL OR AS-NEEDED CONTRACTS)
 (CONSTRUCTION ENGINEERING AND INSPECTION CONTRACTS)

Note: Mark-ups are Not Allowed

Consultant Psomas

Prime Consultant

Subconsultant

2nd Tier Subconsultant

Project No. TBD

Contract No. 2019-010

Participation Amount \$ _____

Date: 3/3/2023

For Combined Rate	Fringe Benefit % + General & Administrative %	=	155.59%	Combined ICR%
OR				
For Home Office Rate	Fringe Benefit % + General & Administrative %	=	155.59%	Home Office ICR%
For Field Office Rate	Fringe Benefit % + General & Administrative %	=	155.59%	Field Office ICR%
	Fee	=	10%	

BILLING INFORMATION

CALCULATION INFORMATION

Name/Job Title/Classification ¹	Hourly Billing Rates ²			Effective Date of Hourly Rate		Actual or Avg. Hourly Rate ³	% or \$ Increase	Hourly Range - for Classifications Only
	Straight	OT(1.5x)	OT(2x)	From	To			
*Frank Martin, PE, QSP, ENV SP Project Manager	\$258.63	\$258.63	\$258.63	1/1/2022	12/31/2022	\$91.99	3%	Not Applicable
	\$266.39	\$266.39	\$266.39	1/1/2023	12/31/2023	\$94.75	3%	
	\$274.38	\$274.38	\$274.38	1/1/2024	12/31/2024	\$97.59	3%	
	\$282.61	\$282.61	\$282.61	1/1/2025	12/31/2025	\$100.52	3%	
	\$291.09	\$291.09	\$291.09	1/1/2026	12/31/2026	\$103.54	3%	
*Brian Fragiao, PE Deputy Project Manager	\$227.98	\$227.98	\$227.98	1/1/2022	12/31/2022	\$81.09	3%	Not Applicable
	\$234.82	\$234.82	\$234.82	1/1/2023	12/31/2023	\$83.52	3%	
	\$241.87	\$241.87	\$241.87	1/1/2024	12/31/2024	\$86.03	3%	
	\$249.12	\$249.12	\$249.12	1/1/2025	12/31/2025	\$88.61	3%	
	\$256.60	\$256.60	\$256.60	1/1/2026	12/31/2026	\$91.27	3%	
Tim Grossmann, CCM, ENV SP Assistant Resident Engineer	\$196.61	\$196.61	\$196.61	1/1/2022	12/31/2022	\$69.93	3%	Not Applicable
	\$202.51	\$202.51	\$202.51	1/1/2023	12/31/2023	\$72.03	3%	
	\$208.58	\$208.58	\$208.58	1/1/2024	12/31/2024	\$74.19	3%	
	\$214.84	\$214.84	\$214.84	1/1/2025	12/31/2025	\$76.41	3%	
	\$221.28	\$221.28	\$221.28	1/1/2026	12/31/2026	\$78.71	3%	
Ben Hargrove, PE Resident Engineer	\$247.41	\$247.41	\$247.41	1/1/2022	12/31/2022	\$88.00	3%	Not Applicable
	\$254.83	\$254.83	\$254.83	1/1/2023	12/31/2023	\$90.64	3%	
	\$262.48	\$262.48	\$262.48	1/1/2024	12/31/2024	\$93.36	3%	
	\$270.35	\$270.35	\$270.35	1/1/2025	12/31/2025	\$96.16	3%	
	\$278.46	\$278.46	\$278.46	1/1/2026	12/31/2026	\$99.04	3%	
Nick Liang Office Engineer	\$122.89	\$122.89	\$122.89	1/1/2022	12/31/2022	\$43.71	3%	Not Applicable
	\$126.58	\$126.58	\$126.58	1/1/2023	12/31/2023	\$45.02	3%	
	\$130.37	\$130.37	\$130.37	1/1/2024	12/31/2024	\$46.37	3%	
	\$134.29	\$134.29	\$134.29	1/1/2025	12/31/2025	\$47.76	3%	
	\$138.31	\$138.31	\$138.31	1/1/2026	12/31/2026	\$49.20	3%	

BILLING INFORMATION

CALCULATION INFORMATION

Name/Job Title/Classification ¹	Hourly Billing Rates ²			Effective Date of Hourly Rate		Actual or Avg. Hourly Rate ⁴	% or \$ Increase	Hourly Range - for Classifications Only
	Straight	OT(1.5x)	OT(2x)	From	To			
Dan Albright, PE, QSD Resident Engineer	\$196.47	\$196.47	\$196.47	1/1/2022	12/31/2022	\$69.88	3%	Not Applicable
	\$202.36	\$202.36	\$202.36	1/1/2023	12/31/2023	\$71.98	3%	
	\$208.43	\$208.43	\$208.43	1/1/2024	12/31/2024	\$74.14	3%	
	\$214.68	\$214.68	\$214.68	1/1/2025	12/31/2025	\$76.36	3%	
	\$221.13	\$221.13	\$221.13	1/1/2026	12/31/2026	\$78.65	3%	
Jennifer Bryant, PE Resident Engineer	\$208.78	\$208.78	\$208.78	1/1/2022	12/31/2022	\$74.26	3%	Not Applicable
	\$215.04	\$215.04	\$215.04	1/1/2023	12/31/2023	\$76.49	3%	
	\$221.50	\$221.50	\$221.50	1/1/2024	12/31/2024	\$78.78	3%	
	\$228.14	\$228.14	\$228.14	1/1/2025	12/31/2025	\$81.15	3%	
	\$234.99	\$234.99	\$234.99	1/1/2026	12/31/2026	\$83.58	3%	
John Scott, EIT Assistant Resident Engineer	\$130.57	\$130.57	\$130.57	1/1/2022	12/31/2022	\$46.44	3%	Not Applicable
	\$134.48	\$134.48	\$134.48	1/1/2023	12/31/2023	\$47.83	3%	
	\$138.52	\$138.52	\$138.52	1/1/2024	12/31/2024	\$49.27	3%	
	\$142.67	\$142.67	\$142.67	1/1/2025	12/31/2025	\$50.75	3%	
	\$146.95	\$146.95	\$146.95	1/1/2026	12/31/2026	\$52.27	3%	
Brendan Ottoboni Resident Engineer	\$230.54	\$230.54	\$230.54	1/1/2022	12/31/2022	\$82.00	3%	Not Applicable
	\$237.46	\$237.46	\$237.46	1/1/2023	12/31/2023	\$84.46	3%	
	\$244.58	\$244.58	\$244.58	1/1/2024	12/31/2024	\$86.99	3%	
	\$251.92	\$251.92	\$251.92	1/1/2025	12/31/2025	\$89.60	3%	
	\$259.48	\$259.48	\$259.48	1/1/2026	12/31/2026	\$92.29	3%	
Shawn Hagstrom Resident Engineer	\$224.92	\$224.92	\$224.92	1/1/2022	12/31/2022	\$80.00	3%	Not Applicable
	\$231.67	\$231.67	\$231.67	1/1/2023	12/31/2023	\$82.40	3%	
	\$238.62	\$238.62	\$238.62	1/1/2024	12/31/2024	\$84.87	3%	
	\$245.78	\$245.78	\$245.78	1/1/2025	12/31/2025	\$87.42	3%	
	\$253.15	\$253.15	\$253.15	1/1/2026	12/31/2026	\$90.04	3%	
Cliff Watson Resident Engineer	\$251.54	\$251.54	\$251.54	1/1/2022	12/31/2022	\$89.47	3%	Not Applicable
	\$259.09	\$259.09	\$259.09	1/1/2023	12/31/2023	\$92.15	3%	
	\$266.86	\$266.86	\$266.86	1/1/2024	12/31/2024	\$94.92	3%	
	\$274.87	\$274.87	\$274.87	1/1/2025	12/31/2025	\$97.77	3%	
	\$283.11	\$283.11	\$283.11	1/1/2026	12/31/2026	\$100.70	3%	
Fred Tadewaldt Resident Engineer	\$190.37	\$190.37	\$190.37	1/1/2022	12/31/2022	\$67.71	3%	Not Applicable
	\$196.08	\$196.08	\$196.08	1/1/2023	12/31/2023	\$69.74	3%	
	\$201.96	\$201.96	\$201.96	1/1/2024	12/31/2024	\$71.83	3%	
	\$208.02	\$208.02	\$208.02	1/1/2025	12/31/2025	\$73.99	3%	
	\$214.26	\$214.26	\$214.26	1/1/2026	12/31/2026	\$76.21	3%	
Todd Scott, OE Office Engineer	\$115.83	\$115.83	\$115.83	1/1/2022	12/31/2022	\$41.20	3%	Not Applicable
	\$119.31	\$119.31	\$119.31	1/1/2023	12/31/2023	\$42.44	3%	
	\$122.89	\$122.89	\$122.89	1/1/2024	12/31/2024	\$43.71	3%	
	\$126.57	\$126.57	\$126.57	1/1/2025	12/31/2025	\$45.02	3%	
	\$130.37	\$130.37	\$130.37	1/1/2026	12/31/2026	\$46.37	3%	
Saul Cortez, OE Office Engineer	\$98.40	\$98.40	\$98.40	1/1/2022	12/31/2022	\$35.00	3%	Not Applicable
	\$101.35	\$101.35	\$101.35	1/1/2023	12/31/2023	\$36.05	3%	
	\$104.39	\$104.39	\$104.39	1/1/2024	12/31/2024	\$37.13	3%	
	\$107.53	\$107.53	\$107.53	1/1/2025	12/31/2025	\$38.25	3%	
	\$110.75	\$110.75	\$110.75	1/1/2026	12/31/2026	\$39.39	3%	
Admin Support	\$96.01	\$96.01	\$96.01	1/1/2022	12/31/2022	\$34.15	3%	Not Applicable
	\$98.89	\$98.89	\$98.89	1/1/2023	12/31/2023	\$35.17	3%	
	\$101.86	\$101.86	\$101.86	1/1/2024	12/31/2024	\$36.23	3%	
	\$104.92	\$104.92	\$104.92	1/1/2025	12/31/2025	\$37.32	3%	
	\$108.06	\$108.06	\$108.06	1/1/2026	12/31/2026	\$38.44	3%	

BILLING INFORMATION

CALCULATION INFORMATION

Name/Job Title/Classification ¹	Hourly Billing Rates ²			Effective Date of Hourly Rate		Actual or Avg. Hourly Rate ⁴	% or \$ Increase	Hourly Range - for Classifications Only
	Straight	OT(1.5x)	OT(2x)	From	To			
TBD Resident Engineer	\$217.61	\$217.61	\$217.61	1/1/2022	12/31/2022	\$77.40	3%	Average for Range (\$69.40-\$85.40)
	\$224.14	\$224.14	\$224.14	1/1/2023	12/31/2023	\$79.72	3%	
	\$230.86	\$230.86	\$230.86	1/1/2024	12/31/2024	\$82.11	3%	
	\$237.79	\$237.79	\$237.79	1/1/2025	12/31/2025	\$84.58	3%	
	\$244.92	\$244.92	\$244.92	1/1/2026	12/31/2026	\$87.11	3%	
TBD Assistant Resident Engineer	\$130.20	\$130.20	\$130.20	1/1/2022	12/31/2022	\$46.31	3%	Not Applicable
	\$134.11	\$134.11	\$134.11	1/1/2023	12/31/2023	\$47.70	3%	
	\$138.13	\$138.13	\$138.13	1/1/2024	12/31/2024	\$49.13	3%	
	\$142.27	\$142.27	\$142.27	1/1/2025	12/31/2025	\$50.60	3%	
	\$146.54	\$146.54	\$146.54	1/1/2026	12/31/2026	\$52.12	3%	
TBD Office Engineer	\$123.00	\$123.00	\$123.00	1/1/2022	12/31/2022	\$43.75	3%	Not Applicable
	\$126.69	\$126.69	\$126.69	1/1/2023	12/31/2023	\$45.06	3%	
	\$130.49	\$130.49	\$130.49	1/1/2024	12/31/2024	\$46.41	3%	
	\$134.41	\$134.41	\$134.41	1/1/2025	12/31/2025	\$47.81	3%	
	\$138.44	\$138.44	\$138.44	1/1/2026	12/31/2026	\$49.24	3%	

NOTES:

1. Key personnel must be marked with an asterisk (*) and employees that are subject to prevailing wage requirements must be marked with two asterisks (**). All costs must comply with the Federal cost principles. Subconsultants will provide their own cost proposals. 2. Prevailing wage classifications are subject to yearly adjustment as determined by the Department of Industrial Relations or proscribed in Union Agreements. Those adjustments may be more or less than the annual escalation under this contract. Contractor and subcontractors are responsible for complying with all DIR wage determinations or Union Agreements as part of their compliance with California Labor Law.
3. The cost proposal format shall not be amended.
4. Billing rate = actual hourly rate * (1+ ICR) * (1+ Fee). Indirect cost rates shall be updated on an annual basis in accordance with the consultant's annual accounting period and established by a cognizant agency or accepted by Caltrans. All costs must comply with the Federal cost principles for reimbursement.
5. For named employees and key personnel enter the actual hourly rate. For classifications only, enter the Average Hourly Rate for that classification.

EXHIBIT 10-H4 COST PROPOSAL FOR CONTRACTS WITH PREVAILING WAGES
ACTUAL COST PLUS FIXED FEE; SPECIFIC RATES OF COMPENSATION AND COST PER UNIT OF WORK CONTRACTS

CONSULTANT : PSOMAS
PROJECT NO. XXXXXX
PRIME _____ SUB _____ x _____
CONTRACT No. _____ DATE 3/6/2023
CONTRACT TYPE _____

Loaded Billing Rate Calculations:
Non-Exempt Employee Loaded Billing Rates
A) Straight Time (ST) Loaded Billing Rate = [Actual Hourly Rate + ST Delta Base + ST Delta Fringe] * [(1 + Field OH) * (1 + Fee)]
B) ST Loaded Billing Rate + (1.5 Base PW Rate - ST Base PW Rate) * [(1+Field OH) * (1+Fee)] or ST Loaded Billing Rate + (2.0 Base PW Rate - ST Base PW Rate) * [(1+Field OH) * (1+Fee)]
Exempt Employee Loaded Billing Rates - Compensated for PW OT:
C) Straight Time (ST) Loaded Billing Rate = [Actual Hourly Rate + ST Delta Base + ST Delta Fringe] * [(1 + Field OH) * (1 + Fee)]
D) ST Loaded Billing Rate + (1.5 Base PW Rate - ST Base PW Rate) * [(1+Field OH) * (1+Fee)] or ST Loaded Billing Rate + (2.0 Base PW Rate - ST Base PW Rate) * [(1+Field OH) * (1+Fee)]
The PW Delta (Base & Fringe) above for Loaded Billing Rates are applicable for vehicles covered under DTR determinations. Includes Exempt employees who are normally not paid for OT work, per company policy.
Exempt Employee Loaded Billing Rates - Not Compensated for OT (Uncompensated OT):
E) ST Loaded Billing Rate = Actual Hourly Rate * [(1 + Home OH) * (1 + Fee)]
F) No Overtime. (Columns are shaded out.)
Exempt Employee Loaded Billing Rates - Compensated for OT @ ST Rate:
G) ST Loaded Billing Rate = Actual Hourly Rate * [(1 + Home OH) * (1 + Fee)]
H) ST Loaded Billing Rate + (1.5 x 0) or ST Loaded Billing Rate + (2.0 x 0)

Home Office Personnel:
Fringe Benefit % + Overhead % + General Administration % = Combined %
NORMAL 51.93% + 103.66% + 0.00% = 155.59%
OVERTIME 51.93% + 103.66% + 0.00% = 155.59%
Project Specific
NORMAL 51.93% + 103.66% + 0.00% = 155.59%
OVERTIME 51.93% + 103.66% + 0.00% = 155.59%

FCFM
Applicable Multiplier Delta Base (Field) = 0.0000
Applicable Multiplier Fringe (Field) = 0.0000

Main data table with columns: Name/Classification, Home Office Personnel, Effective Date of Hourly Rate, Prevailing Wage Rate established by State DIR, Employee Actual Rate, DELTA (TOTAL) = Employee Total Rate - DIR Rate, Applicable DELTA (TOTAL) = Employee Total - DIR Total, DELTA (BASE) = Employee Base - DIR Base, Applicable DELTA (BASE) = Employee Base - DIR Base, Applicable DELTA FRINGE = DELTA TOTAL - DELTA BASE (Employee - DIR), Loaded Hourly Billing Rates, Effective Date of Hourly Rate, % Escalation Increase, Actual Hourly Rate, Hourly Range for Class.

C27-R5

